



NIRMALA KIDS' CARE

Summer Holidays Homework

Session - 2022-23

Class - LKG



**Summer is messy,
Summer is fun,
Trips to the beach,
In the hot, hot Sun,
Let's give summer,
A big fat cheer!**

Summer is the best time of the year.

Summer Holidays Duration - 16th May till 3rd July, 22.

School Reopen on – 4th July, 22 (Monday)

Homework Submission Date – 4th July, 22 (Monday)

Dear Parent,

We wish you and your child a very happy summer holidays .It's time to enjoy and create a bond with family, friends and relatives. To utilize this time in the most constructive way we have prepared Holiday Homework for the students on the principle of 'learning by doing' for his /her holistic development.

Kindly ensure that the holiday home work is completed by the students under the guidance of the parents. So here we start.....



1) Morning Blessings

Help your child inculcate good habits like doing "Surya Namaskar" and encourage him/her to wish all elders in the morning. If possible, visit a temple or any other religious place of your choice.



2) Physical Development

- Take the child with you for morning/evening walk.
- Play different games like hide and seek, football, ludo, chess, snakes and ladders, carrom board etc. with your child. This will encourage them to express freely and will make them more responsible.



3) Language Development

- Encourage your child to converse in English.
- Choose any 1 object from your surroundings every day. Let the child speak few lines on it. For example: This is an apple . It is red in colour. It is sweet and juicy. An apple a day keeps the doctor away.



4) Social and Emotional Development

- Tell the child about your childhood, share incidents from the past and show him/her old family albums. This will strengthen the bond between you and your child.
- Cook dinner together, show your child how to measure 1 cup, 1/2 cup, 1 teaspoon etc. Start naming the food groups when you serve them.
- Let your child help in household chores like cleaning windows, filling water bottles, laying table, arranging toys, watering the plants etc.



5) Health and Hygiene

"Healthy mind resides in a healthy body." So start your day early and set a routine even during vacations. In addition you and your little one can spend some quality time playing, cycling, swimming to keep yourself fit and healthy. Encourage your child to take care of personal hygiene by inculcating the habits like washing hands, practicing yoga, eating healthy food etc.

6) The only way to learn Mathematics is to do Mathematics

Simple tasks could be assigned such as counting and getting objects from the refrigerator or the dining table, counting the trees and collecting the leaves while morning and evening walk.

TABLE MAT

Objective:-To make the children familiar with utensils (kitchen appliances)

Materials Required:-

- A3 size pastel sheet
- Cut out of spoon, fork, plate etc.
- Tissue paper

- Note- please follow the steps by clicking the link below to make the table mat.
- <https://youtu.be/OpM3IKs6rHU>

INSTRUCTIONS

- Cut a paper plate from a colourful sheet and paste it on the A3 size pastel sheet of any bright colour.
- Cut the spoon, fork, knife from any coloured sheet or take a print out of the same and paste it as shown in the given picture.
- Train your child to use blunt scissors and encourage them to do the cutting work on their own. This will develop their fine motor skills and will improve their eye hand coordination.
- Decorate the sheet with a colourful border.
- Paste a passport size photograph of the child . Write name, class, section and get the table mat laminated.

My Special Day with DAD

"Father's Day Sunday ,19 June 2022"

"My Dad is so special, he is strong and smart,

That is why I love him so with all my little heart!!

Father's Day is celebrated to make PAPA feel special.

He gets all the attention and loads of pampering.

Discuss with the child all the wonderful things and hard work that their father's do for them.

Encourage the child to arrange something special for their dad. They can also organize a small celebration. You can be more adventurous and cook up something yummy for your dad.

Click pictures of the whole process and the bond between father and child.

Happy Father's Day!!"



Fun Activity with Dad:- Make fruit custard

Ingredients.

- . 1 packet Milk
- . Sugar
- . Fruits (Apple , mango, grapes etc)
- . custard

Enjoy the custard with your Dad and have fun!!

FUN WITH FLASH CARDS

Learning through flash cards is fun. Flash cards are effective memory-aid tools that can help students learn quickly. So pick up colourful chart papers, make flash cards and get them laminated.

4 different flash cards to be made by each child. The size of the flash card should be 6"inch x 6"inch.

Note: Kindly make the flash cards according to the Roll number.

<u>Topic</u>	<u>Roll number</u>
BIRDS	1 TO 6
WILD ANIMALS	7 TO 12
TRANSPORT	13 TO 18
TOOLS	19 TO 24
OUR HELPERS	25 TO 30
PET AND FARM ANIMALS	31 TO 36
PARTS OF BODY	37 TO 43

Paper Bag

Help your child to make an attractive handmade bag with an old newspaper , colourful paper or magazine. Decorate it and write the name, class and section of your child. Keep all the holiday homework in it and submit the same on 4th July, 2022

Click the link given below and follow the steps to make a paper bag .

<https://youtu.be/aest2gsxFOw>

PLANTATION

As we grow, so does a seed,

Come, let us sow one, and make our Earth green!!!



Pre Activity Conversation:

- Parents can talk about how plants are living things.
- Like us they need water, air and sunlight to live and grow.
- We need to take care of them, for them to grow big and strong.

For the Activity:

- Provide the child with a clay pot.
- Ask them to paint it with their favourite colour.
- Ask him/her what is needed to sow a seed?

During the Activity:

- Allow the child to independently put soil in the pot.
(Assist wherever needed)

- Give them a chance to get their hands dirty. Wash up time shall follow.
- Facilitate them on how to sow the seed.
- Remove pictures as they do the activity.

After the activity:

- Remind the child to water his/her seed to see the amazing results.

Learning Outcome:

- Gardening enhances gross motor skills
- Nurturing the seed over the weeks develops a sense of ownership and responsibility

Fine Motor Development

Writing Time

To improve the writing skills of the children and to make them practice every day, we have planned some written assignments of every subject for them.

Worksheets:

Wishing you all happy times together!!


NOTE: KINDLY TAKE A PRINTOUT OF GIVEN WORKSHEETS OF ENGLISH, HINDI AND MATHS .



[illegible]

1 TO 40

[illegible]


COLOUR THE BIG FRUIT



	
---	--

[illegible]

JOIN THE DOTS AND COLOUR IT



Subject - English


Name _____

WRITE CAPITAL ALPHABET A TO Z (3 TIMES)

Handwriting practice lines for capital letters A to Z. Each letter is written on a set of three horizontal lines (top red, middle blue, bottom red). The letters are arranged in a grid, with each letter occupying one row and one column. The letters are: A, B, C, D, E, F, G, H, I, J, K, L, M, N, O, P, Q, R, S, T, U, V, W, X, Y, Z.

A TO Z

Handwriting practice lines for capital letters A to Z. Each letter is written on a set of three horizontal lines (top red, middle blue, bottom red). The letters are arranged in a grid, with each letter occupying one row and one column. The letters are: A, B, C, D, E, F, G, H, I, J, K, L, M, N, O, P, Q, R, S, T, U, V, W, X, Y, Z.







SUBJECT - HINDI


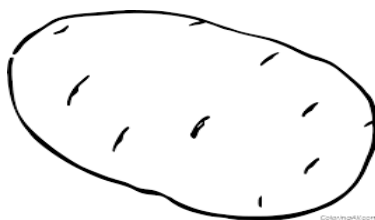
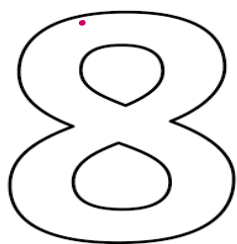
NAME _____

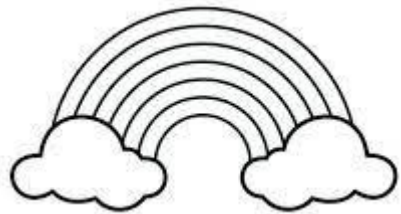



स्वर अ , आ, इ, ई, उ, ऊ, ऋ, ए, ऐ, ओ लिखो और चित्रों में रंग भरें ।

अ अ अ




आ आ आ







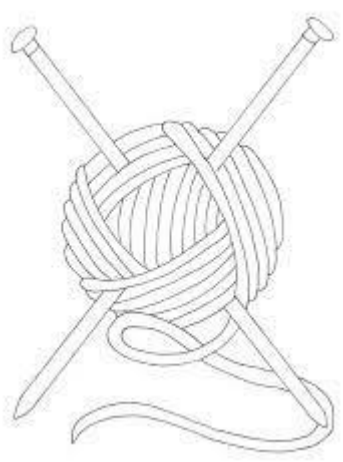
Handwriting practice lines with three green cursive letters 'f' as a guide.



3 3 3



3 3 3

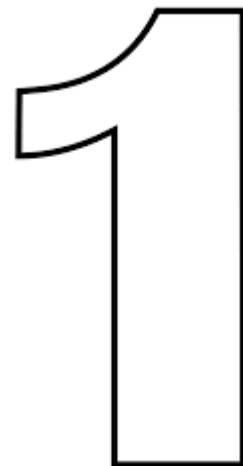

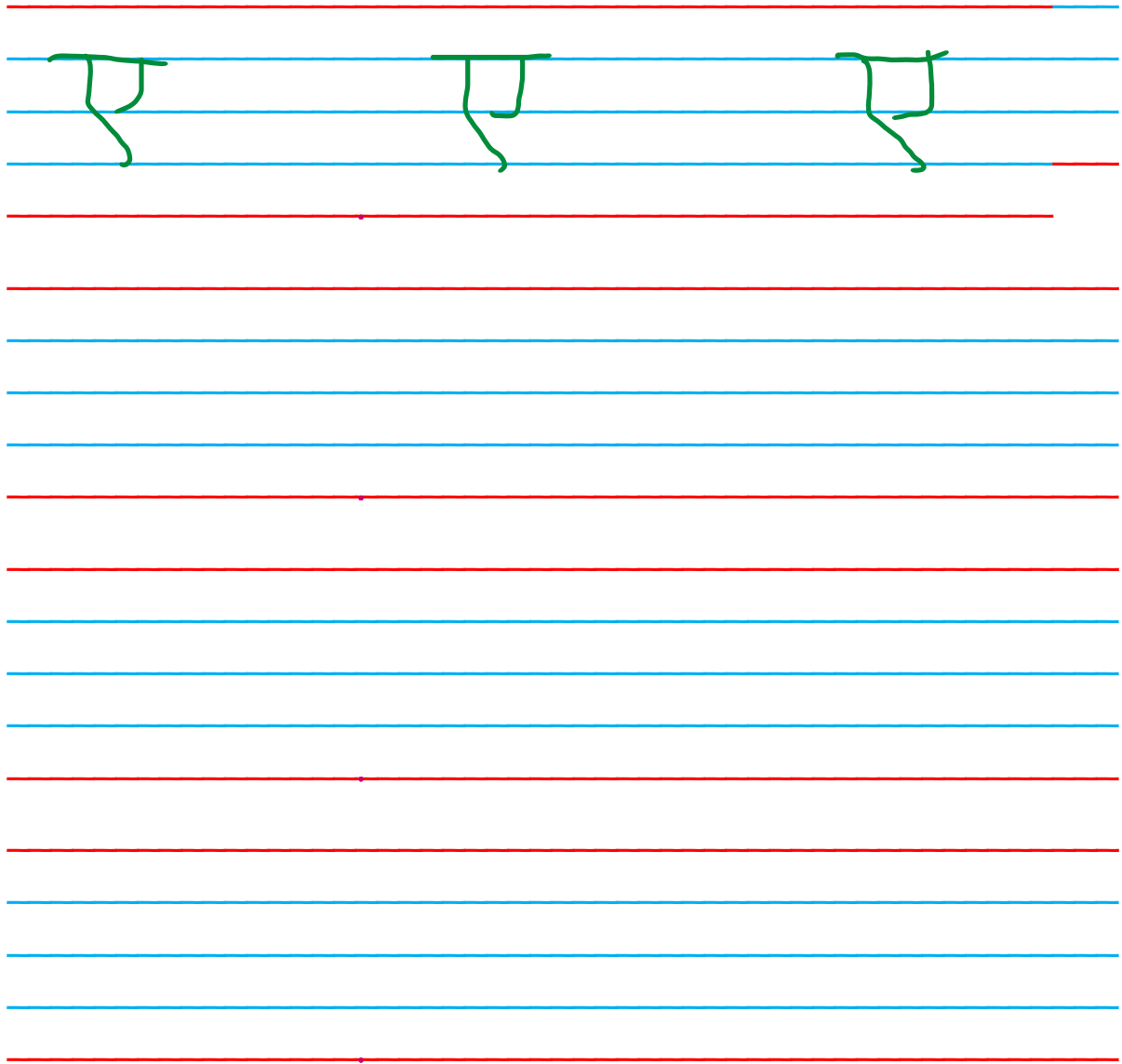


ॐ

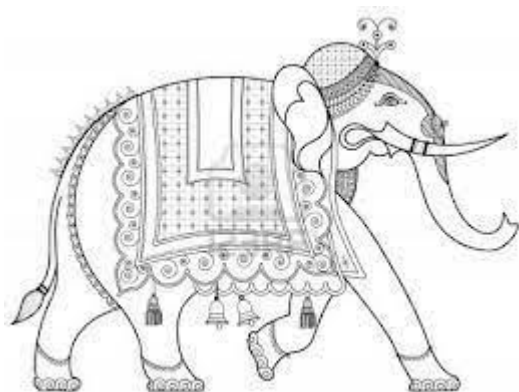
ॐ

ॐ






र र र



औ औ औ



FIND OUT THE FRUITS AND COLOUR THEM.





COLOUR
ME



