



HOLIDAY HOMEWORK (2022-23) CLASS:2



Summer is messy,

Summer is fun,

Trip to the beach,

In the hot hot sun,

Let's give summer a big fat cheer,

Summer is the best time of the year.

Dear parents,

We wish you and your child a very happy summer holidays. Its time to enjoy and create a bond with family, friends and relatives. To utilize this in the most constructive way, we have prepared holiday homework for the students on the principle of “ learning by doing” for his/ her holistic development.

So here we start.....


Morning blessings:

Help your child inculcate good habits like doing “ Surya Namaskar” and encourage him/ her to all elders in the morning.

Physical development:

Take the child with you for a morning/ evening walk.

Language development:

- Encourage your child to converse in English.
- Choose any one object from your surroundings everyday. Let the child speak few lines on it. For example: This is an  apple. It is red in colour. It is sweet and juicy.
- Give your child some story books and ask him/her to read and learn one story weekly.

Dear students,

Do the following homework with the help of your parents.



HOLIDAY HOMEWORK (2022-23) CLASS:2

ENGLISH:

Make any five flash cards of action words with the size(8cm L / B) with the given action words—
Action words:- reading, running, jumping, drinking, cooking, singing, dancing, playing, bathing, sleeping, crying, clapping, swimming, painting, skipping, giving.



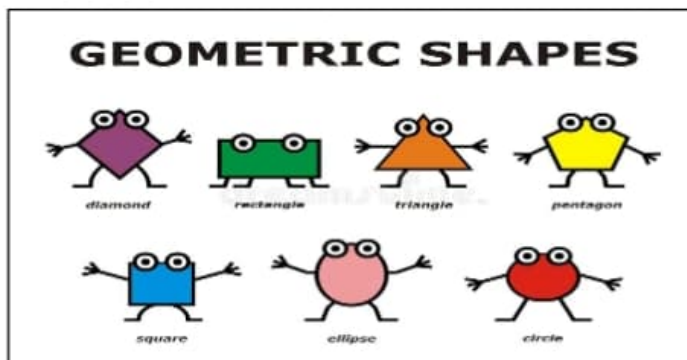
EVS:

Click some pictures with your family while spending time or doing some good activities and paste them in your Evs notebook.



MATHS

Make some creative shapes with the help of colourful cutouts of glaze paper square, rectangle, triangle and circle, paste them in your Maths notebook.






HINDI:

व्यक्ति, वस्तु, स्थान, भाव से संबंधित दो - दो चित्र अपनी हिंदी की कॉपी में चिपकाएं।

Art Integrated Activity Class: 2

THE CULTURE AND TRADITIONS OF Meghalaya

Instructions : All the following activities to be done on A-4 size coloured sheets.

ENGLISH :	<p>Paste some Meghalaya tribes pictures with a short introduction. Mention the tribe's name also.</p> 
HINDI:	<p>मेघालय के कुछ विशिष्ट भोजन और फलों के चित्र ए4 शीट पर चिपकाये ।</p> 
EVS:	<p>Create different dance form of Meghalaya state on A4 coloured sheet with the help of matchsticks.</p> 

MATHS:

Lets draw some magical warli art by using the cutouts of circles, squares , triangles and lines on A4 sheet. Reference link for help is given :



<https://youtu.be/yffJj6z46gg>

Dear students, make a single folder with all this art integrated activities.

Its time to look something different :-

Click your picture in Meghalaya's traditional dress and paste on the last sheet.

