



NIRMALA KIDS' CARE

HOLIDAYS HOMEWORK

FOR UKG

SESSION 2022-23



Summer Holidays Duration – 16th May, 22 till 3rd July, 22

School Reopen on – 4th July, 22(MONDAY)

Homework Submission Date – 4th July, 22 (MONDAY)

Dear Parents

Vacations are the most appropriate time for kids to refresh and rejuvenate themselves, to be creative, to learn new skills and performance more enthusiastically. Children have ample energy which should be channelized in the right direction to get the best

out of them. We have designed holiday homework, keeping this in mind. It will build their confidence and new skills.

GUIDELINES FOR PARENTS:

1. Holidays homework should be done by the child, under parental guidance.
2. The child should have a fixed time daily, for doing the assignments.
3. Nurture your child's interest - be it art, music, dance or anything else.
4. Let him/her pursue a hobby of his /her own choice.
5. Please train your child to become independent in his daily chores.

COMMUNICATION SKILLS

To speak in English is the need of hour. Children have a great capacity to absorb the language of sounds. So you must put every effort to ensure that the child starts learning this international language as early as possible. Make it sure to converse in English with your child to build up his/her confidence.

ENSURE TO USE THE BELOW MENTIONED SENTENCES IN YOUR ROUTINE CONVERSATION.

1. *It is too hot today/it is too sticky.*
2. *Mom I am tired.*
3. *Please change my clothes.*
4. *May I go to play?*
5. *Let me watch cartoons.*
6. *Let's go out.*
7. *When will papa come?*
8. *I am hungry / thirsty.*
9. *I feel like vomiting.*
10. *Please pass me the vegetable.*
11. *Please clean my face.*
12. *Nice to meet you.*
13. *Mom milk /water has spilled on my clothes.*
14. *Mom, can I open my gifts?*
15. *He / She is tearing my book.*
16. *She is scribbling on my notebook.*

17. She is writing on the table.
18. I was sick yesterday.
19. Don't spit here.
20. Ice cream is very yummy.
21. Mom, please help me to do my work.
22. May I help you?

CREATIVE WORK

ACTIVITY 1

. Make the following flash card on Coloured A4 Pastel sheet according to your child's roll no.



ROLL NO

FLASH CARD

- 1 to 10 [a] Paste pictures of our National Symbols .
[b] Paste pictures related to 'आ' और 'इ' की मात्रा words .
- 11 to 20 [a] Make different objects using different Colour Sheet [Atleast 8 colours.] for eg. Kites, Butterflies, Icecream, Balls etc.
[b] Paste pictures related to 'ई' और 'उ' की मात्रा words .
- 21 to 30 [a] Make different objects using different Shapes eg Clown, House, Car, Bus, Scenery or Traffic light etc .
[b] Paste pictures related to 'ऊ' और 'ए' की मात्रा words .

31 to 40 [a] Make Face Mask of any animal eg Cat, Dog, Tiger, Monkey ,Rabbit, Bear etc.
[b] Paste pictures related to 'ऐ' और 'ओ' की मात्रा words.

41 to 52 [a] Make Collage of things we use in Summer Season .
[b] Paste pictures related to 'औ' और 'अं' की मात्रा words.

ACTIVITY 2

MY SPECIAL DAY WITH DAD

"Father's Day Sunday ,19th June,2022"

"A Dad is someone who wants to catch you before you fall but instead picks you up , brushes you off, and lets you try again ."



Help your child to make something special for their Dad.

Fun with Dad - Make Cold Coffee

Ingredients:-

- Milk
- Sugar
- Coffee
- Ice

Mix all the items together and enjoy cold coffee with your Dad click pic of this activity.

ASSIGNMENTS GENERAL INSTRUCTIONS:-

1. Let's work on handwriting during these vacation. Please finish your work in legible and neat hand writing . Stress to be laid on formation of letters .
2. Submit all the holiday's homework worksheets and creative work in a Handmade Creative folder .

ENGLISH

1. Complete the worksheets attached along with.
2. Learn all the Rhymes done in class.
3. Read and learn a,e,i ,o,u vowel words from English Honey Dew book (Page no 13)

HINDI


1. Practice स्वर (अ - अः) and व्यंजन (क - श्र) twice Focus on Alphabet formation & recognition .
2. Learn all the Rhymes done in class.
3. Read and learn two letter words from Hindi Swar Bharti book .(Page no 3)
4. कार्य - पत्रिकाए (worksheets) पूर्ण करे |

MATHS

- 1 Complete the given worksheets.
2. Learn forward counting 1 to 100.
3. Learn Number Name 1 to 10.



WRITE BACKWARD COUNTING 20 TO 1.



Name _____

Middle Sounds



h__n



s__n



w__b



m__n



d__g



s__t



b__t



b__g



b__x



d__g

Match the words to the pictures.



big
bug
fan
fin


win
wig
hot
hat

red
rig
fox
box

tag
top
mug
rug

Missing Numbers

Write the missing numbers in the blanks.



Match the pictures with the words.



plaster

thermometer

stethoscope

pill

mask

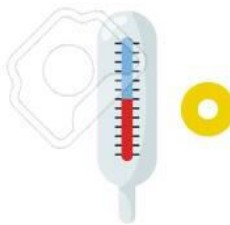

syringe

doctor

hospital

ambulance

mixture



Name : _____

What Comes After?

1



2

13



3



16



11



5



9



7



17



6



18



3












14



2



बिना मात्रा दो अक्षर शब्द

	फ + ल	<input type="text"/>
	व + न	<input type="text"/>
	न + ल	<input type="text"/>
	घ + र	<input type="text"/>
	ब + स	<input type="text"/>
	र + थ	<input type="text"/>
	ह + ल	<input type="text"/>
	ग + ज	<input type="text"/>
	ज + ग	<input type="text"/>
	ध + न	<input type="text"/>

धन जग गज हल रथ
बस घर नल वन फल

नाम: _____

तिथि: _____

बिना मात्रा के शब्द

२ अक्षर वाले रिक्त स्थान भरें



न__



फ__



ज__



घ__



ब__



ए__



ख__



र__



ह__



व__



ब__



ब__

Name _____

Use the color key to color the umbrella.

1 - red

2 - green

3 - black

4 - yellow

5 - pink

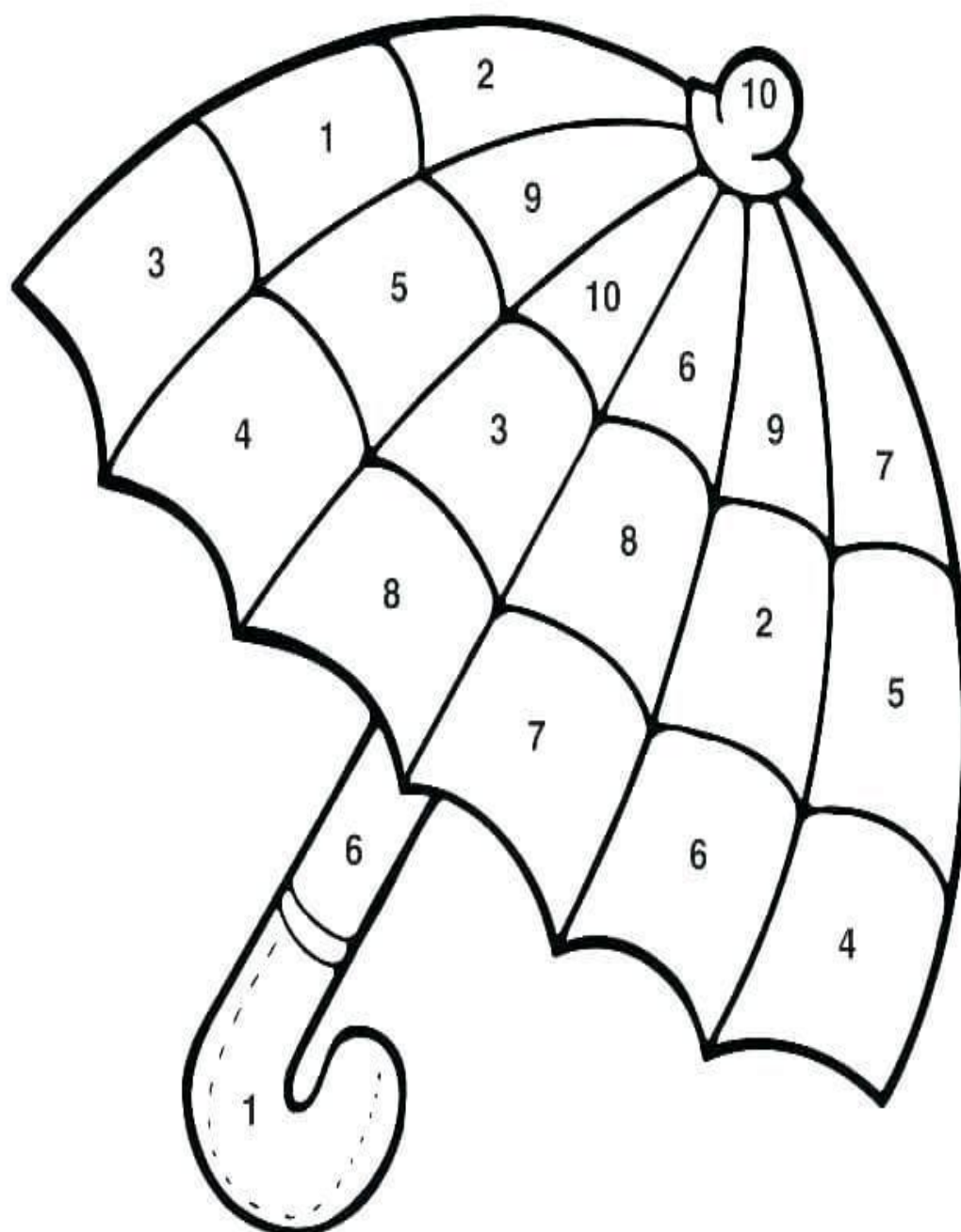
6 - orange

7 - purple

8 - blue

9 - white

10 - brown



Types of Houses

Match the followings:

1. TENT



2. IGLOO



3. CARAVAN



4. APARTMENT



5. BUNGALOW



6. HOUSE BOAT



7. HUT

